

WDMCS Board Meeting

COVID-19 Update

Nov. 21-Dec. 3, 2020 Data*



WEST DES MOINES
COMMUNITY SCHOOLS

Innovative Spirit. Inspiring Success.

*some slides may include data
more recent than Dec. 3, 2020

Polk County Positive Case Percentages

Data collected Dec. 7, 2020

County	% Positive (Past 14 Day Average)
Dallas	15.7%
Polk	15.5%

Data collected Nov. 23, 2020

County	% Positive (Past 14 Day Average)
Dallas	18.9%
Polk	18.5%

Student Attendance Data: Elementary

On-Site Only
COVID-19 Related Code only

	23-Nov	24-Nov	30-Nov	1-Dec	2-Dec	3-Dec
Clive	2.0%	2.0%	1.4%	0.9%	0.9%	0.9%
Crossroads	3.7%	2.5%	1.2%	1.2%	0.7%	1.0%
Crestview	2.0%	2.0%	2.2%	1.3%	1.1%	1.8%
Fairmeadows	6.6%	7.0%	6.1%	6.6%	6.1%	6.1%
Hillside	3.4%	3.4%	2.4%	2.1%	2.1%	2.1%
Jordan Creek	2.9%	2.7%	2.7%	2.5%	2.4%	2.0%
Western Hills	6.2%	6.2%	1.2%	0.9%	0.7%	0.5%
Westridge	5.2%	5.2%	4.2%	3.4%	3.4%	2.9%

Nov. 21-Dec. 3

Student Attendance Data: Secondary

Nov. 21-Dec. 3

On-Site Only COVID-19 Related Code only

	23-Nov	24-Nov	30-Nov	1-Dec	2-Dec	3-Dec
Indian Hills	4.1%	4.1%	2.5%	1.9%	1.5%	1.5%
Stilwell	2.5%	1.8%	0.8%	0.6%	0.6%	0.4%
Valley	3.0%	2.6%	1.6%	1.4%	1.3%	1.1%
Valley Southwoods	2.1%	2.1%	1.9%	1.9%	2.1%	1.9%

On-Site Illness Code only

	23-Nov	24-Nov	30-Nov	1-Dec	2-Dec	3-Dec
Indian Hills	0.3%	0.2%	0.0%	0.2%	0.0%	0.2%
Stilwell	0.2%	0.3%	0.0%	0.0%	0.0%	0.2%
Valley	0.2%	0.1%	0.1%	0.3%	0.1%	0.1%
Valley Southwoods	0.0%	0.4%	0.2%	0.2%	0.2%	0.2%
Walnut Creek	0.0%	0.0%	0.0%	0.0%	0.0%	2.0%

Student Attendance Data: All Schools

Nov. 21-Dec. 3

On-Site Only

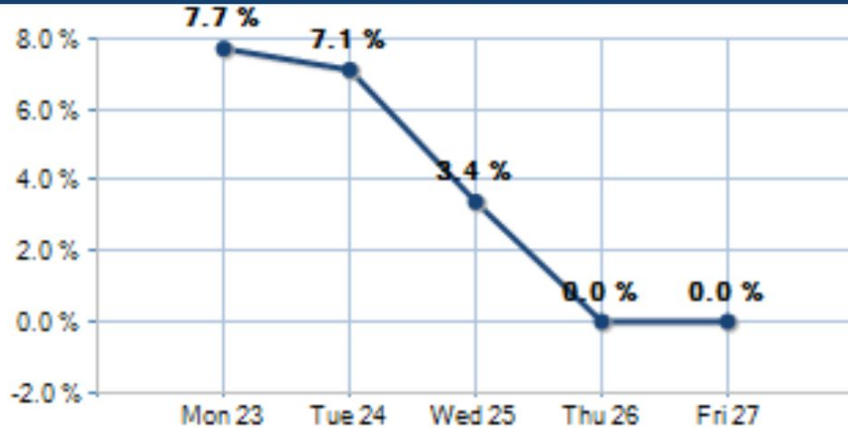
Combined Illness and COVID-19 Related Absences

	23-Nov	24-Nov	30-Nov	1-Dec	2-Dec	3-Dec
Clive	2.0%	2.0%	1.7%	0.9%	1.2%	1.2%
Crossroads	3.9%	2.7%	1.5%	2.2%	1.5%	1.2%
Crestview	2.2%	2.2%	2.2%	1.8%	2.2%	2.4%
Fairmeadows	7.0%	7.3%	6.6%	6.8%	6.3%	6.1%
Hillside	4.7%	3.7%	2.9%	2.9%	2.1%	2.4%
Indian Hills	4.4%	4.3%	2.5%	2.1%	1.5%	1.7%
Jordan Creek	3.4%	2.9%	3.6%	2.9%	2.5%	2.5%
Stilwell	2.7%	2.1%	0.8%	0.6%	0.6%	0.6%
Valley	3.2%	2.7%	1.7%	1.7%	1.4%	1.2%
Valley Southwoods	2.1%	2.5%	2.1%	2.1%	2.3%	2.1%
Walnut Creek	0.0%	0.0%	0.0%	0.0%	0.0%	2.0%
Western Hills	6.2%	6.2%	1.9%	0.9%	0.9%	0.9%
Westridge	5.5%	5.7%	5.5%	3.8%	4.0%	3.2%

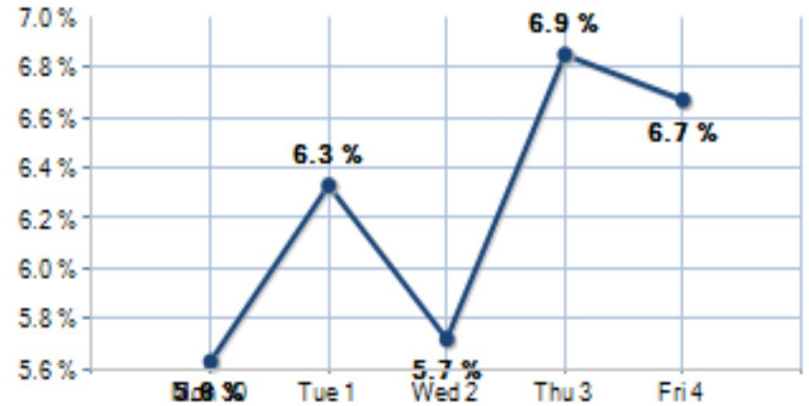
Average Staff Attendance Data

All Leave Reasons

Weekly Absentee Rate



Weekly Absentee Rate

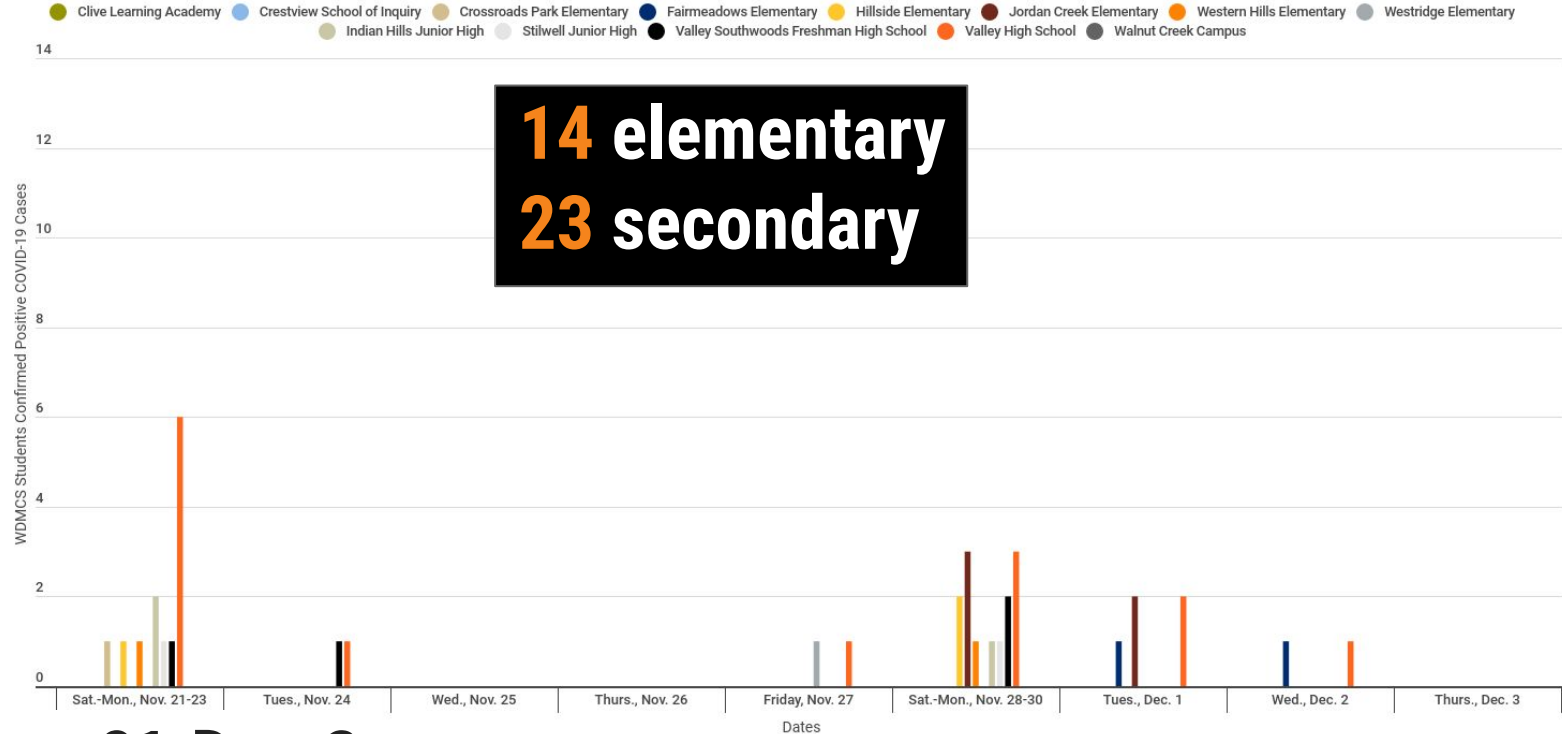


Nov. 21-Dec. 3

Student Positivity Data: 37 cases

WDMCS STUDENTS:

CONFIRMED NEW POSITIVE COVID-19 CASES BY DATE (NOV. 21-DEC. 3)

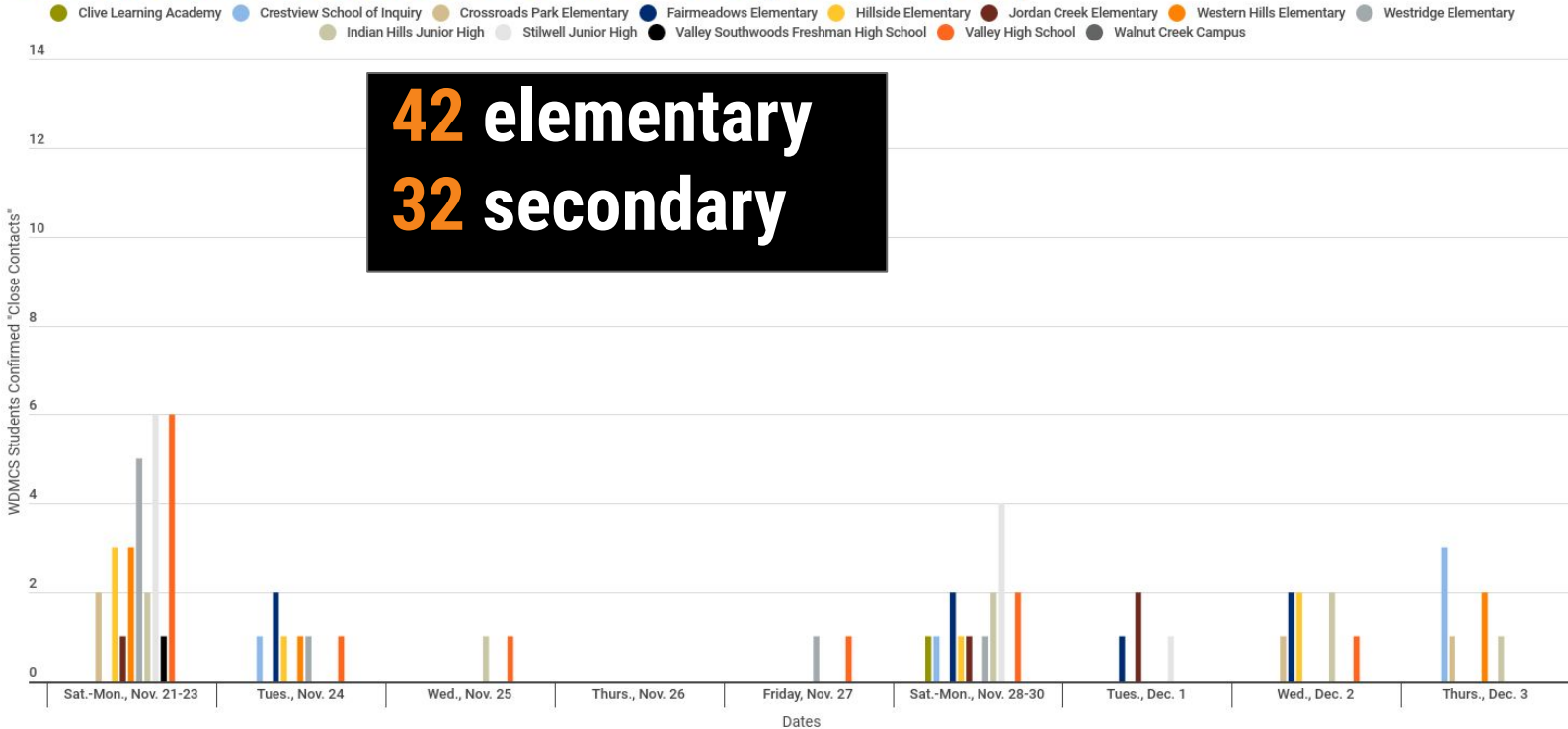


Nov. 21-Dec. 3

Student Close Contacts (Quarantine) Data: 74 cases

WDMCS STUDENTS:

CONFIRMED NEW "CLOSE CONTACTS" BY DATE (NOV. 21-DEC. 3)

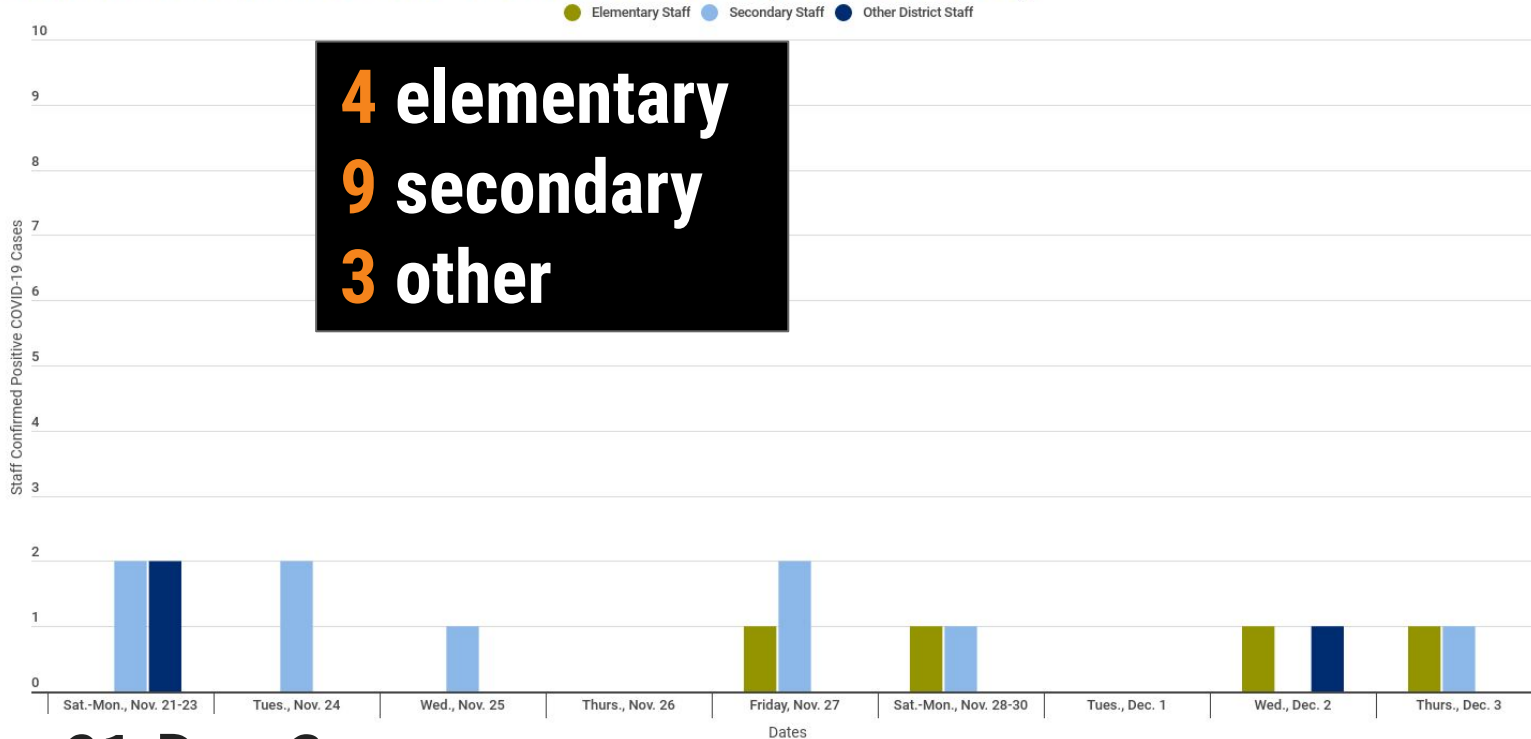


Nov. 21-Dec. 3

Staff Positivity Data: 16 cases

WDMCS STAFF:

CONFIRMED POSITIVE COVID-19 CASES BY DATE (NOV. 21-DEC. 3)

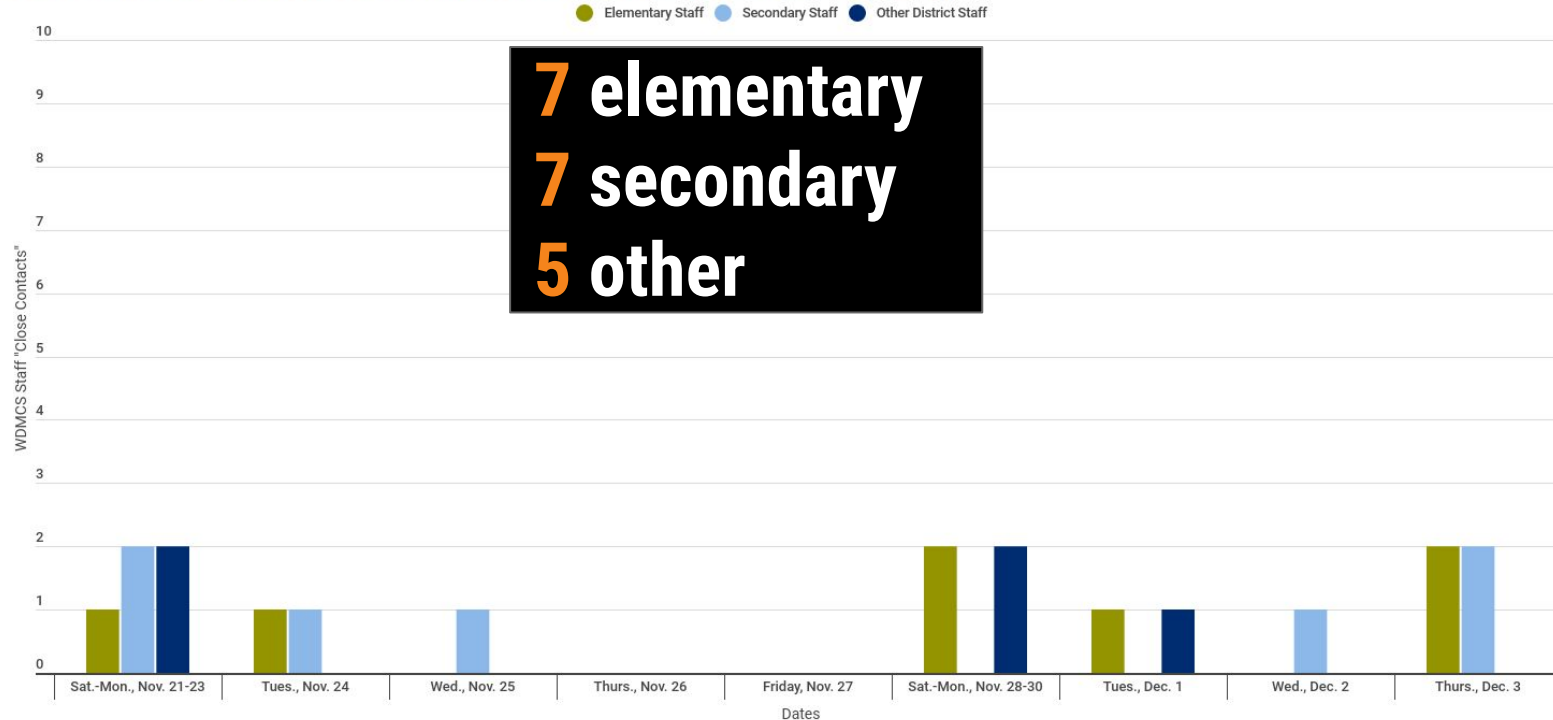


Nov. 21-Dec. 3

Staff Close Contacts (Quarantine) Data: 19 cases

WDMCS STAFF:

CONFIRMED "CLOSE CONTACTS" BY DATE (NOV. 21-DEC. 3)



Nov. 21-Dec. 3

WDMCS Recommendation

- **Recommend administration continues to monitor district data in conjunction with Polk County positivity percentages.**
- **Allow administration to consider bringing students back before Jan. 5 if they determine it is safe.**
- **If students do not return to school prior to Jan. 4, administration recommends extra-curricular/co-curricular activities be able to resume practice over winter break with mitigation strategies in place.**

Reminder to WDMCS Families and Staff

Please keep in mind the ***important role*** that our family and community members play in keeping us in the in-person and hybrid models. Wearing **face masks** in public, practicing physical distancing, frequent and correct hand washing, minimizing your time out in public, limiting the number of people you interact with, and staying home when you are sick will all help minimize the spread of COVID-19.